

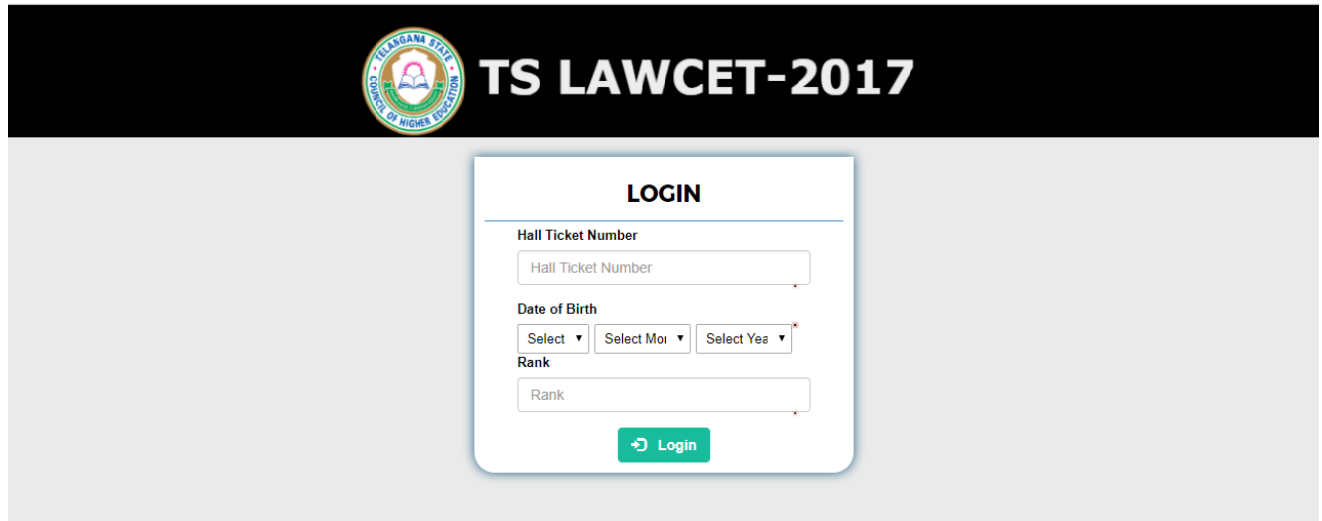
TS LAW CET-2017 ADMISSIONS

PROCEDURE TO EXERCISE WEB OPTIONS

NOTE : This Web application run only in desktops and laptops and work only in Google chrome or mozilla firefox browsers

STEP1: Open the website <http://lawcetadm.tsche.ac.in/> . The following Homepage is displayed:

Step 2: Click on the web options link. The following login screen will be displayed

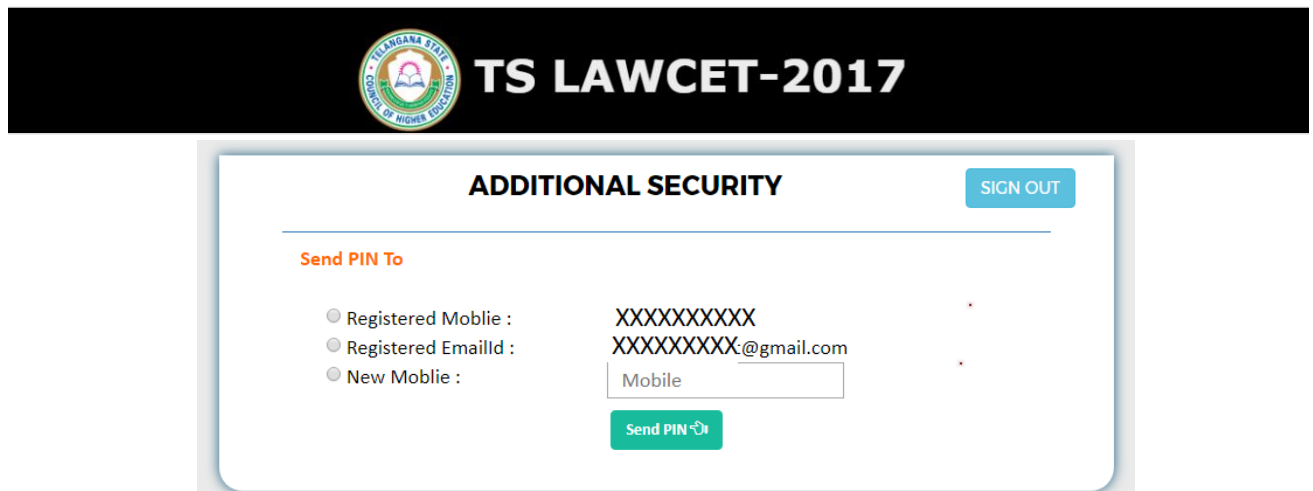


Step 3: Enter your TSLAWCET-2017 Hall Ticket Number, Date of Birth and Rank and click “LOGIN” button to proceed.

Step 4: Security PIN Options Page

Select any one of the options either “registered mobile” (or) “registered emailid” to receive “5 digit PIN number”. Click on “send PIN” button to receive the PIN.

Do not share this PIN number with others.



Note: To update your “registered mobile” click on “new mobile”. You will receive a PIN number to the updated “new mobile number”. (All alerts / notifications / messages will be sent to the updated mobile number.) Each time you login use the same “PIN number”.

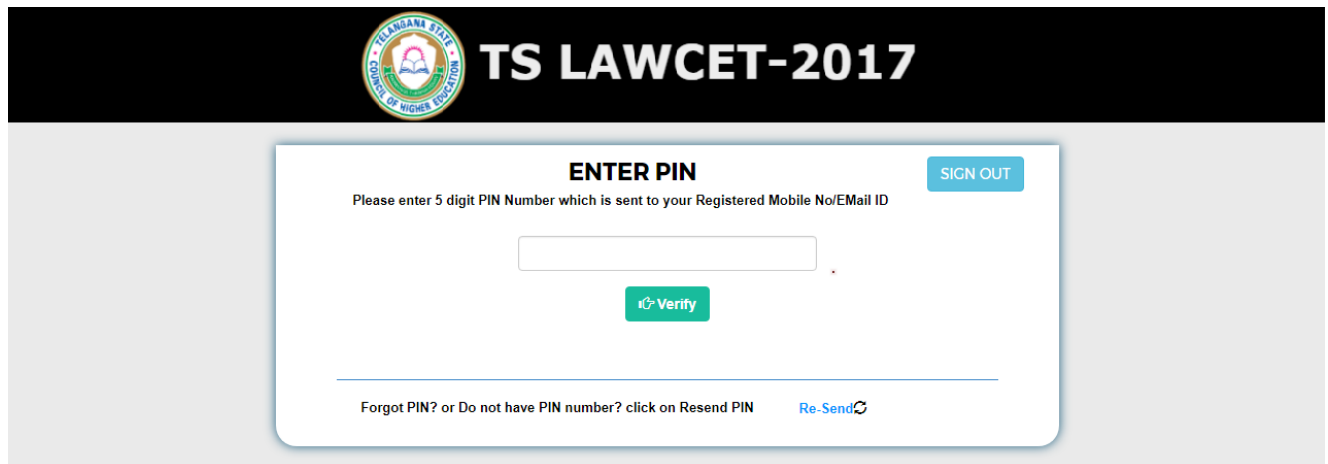
Step 4:

Enter “5” digit PIN number sent to your “registered mobile / email id” in text box as shown below:

Click “[verify](#)” to proceed to exercise “web options”

Click “[resend](#)” incase forgot / didn’t receive pin number

To sign out here click “[sign out](#)”.



The screenshot shows the login interface for TS LAW CET-2017. At the top, there is a black header with the Telangana State Council of Higher Education logo on the left and the text "TS LAW CET-2017" in white. Below the header is a white login form with a light blue border. The form has the title "ENTER PIN" in bold black text. Below the title, it says "Please enter 5 digit PIN Number which is sent to your Registered Mobile No/Email ID". There is a text input field for the PIN. To the right of the input field is a blue button labeled "SIGN OUT". Below the input field is a green button labeled "Verify" with a small icon of a checkmark. At the bottom of the form, there is a horizontal line and the text "Forgot PIN? or Do not have PIN number? click on Resend PIN" followed by a blue "Re-Send" button with a refresh icon.

Step 5: After successfully login, verify the information submitted at the time of registration for “TSLAWCET-2017” .


Click “submit” to proceed and continue to “web options” (before “submit” click on the “I Agree” check box)



TS LAW CET-2017

MY PROFILE


[Sign Out](#)

Name	[REDACTED]		
Father Name	[REDACTED]		
Date of Birth	05/05/1996		
Gender	Male		
Minority	Muslim	Locality	OU/KU
Category	BC-E	Special category	

I declare that the information providing in the application are correct and complete. I have not suppressed any information. Further I fully understood the eligibility criteria for the course which I am applying for. I shall be responsible for payment of fees and good behavior/conduct during the period of my study at the college.

[Continue](#)

Step 6: WEB OPTIONS PAGE

Click "Add Options"  to enable the optional list for selection of colleges Course wise / College type / Fee type in the web options page as shown below:



TS LAW CET-2017

Your preferred optional list priority wise :

Priority	Select	CollCode	College	Course	Co-Edu	College Type	Fee Type	District
No options available in your priority list, please click add options button								

Copyright © Osmania University

Up Down Remove Selected Save & Continue Add Options

Change Priority Order

A window will appear displaying College details / Information for selection.

Scroll Up/Down to view college list.

Click on the check box to “**SELECT**” / “**UNSELECT**” the college.

*applicant can select “multiple colleges” from the list displayed in the window.

Click “view checked” to view all the selected list of options.

Click “uncheck” to clear list / clear all selected options.

Use “search” field to access a particular college /Course/ College Type/ Fee Type/ District.

Click “Add” to continue and proceed to view selected options.

PLEASE SELECT WEB OPTIONS ✕

Select	College	Course	Co-Edu	College Type	District
<input type="checkbox"/>	ADARSHA LAW COLLEGE WARANGAL	LLB-3YEARS		Pvt	WARANGAL
<input type="checkbox"/>	ANANTHA LAW COLLEGE SUMITHA NAGAR KUKATPALLY HYDERABAD	LLB-3YEARS		Pvt	Hyderabad
<input type="checkbox"/>	AURORA'S LEGAL SCIENCES ACADEMY BANDLAGUDA HYDERABAD	LLB-3YEARS		Pvt	Hyderabad
<input type="checkbox"/>	AURORA'S LEGAL SCI INST NALGONDA (Formerly: Vijaya Law College)	LLB-3YEARS		Pvt	NALGONDA
<input type="checkbox"/>	Dr.AMBEDKAR COLLEGE OF LAW HYDERABAD	LLB-3YEARS		Pvt	HYDERBAD
<input type="checkbox"/>	ANDHRA MAHILA SABHA COLLEGE HYDERABAD	LLB-3YEARS		Pvt	HYDERBAD

+ Add to Priority
Close

↑ Up
↓ Down
✕ Remove Selected

Save & Continue
+ Add Options

Change Priority Order


Step 7: Priority Change

The priority of the college displayed can be changed by selecting the college and click the UP

button ↑ Up to move up and down button ↓ Down to move down.

To remove the college option click remove button ✕ Remove

To Add more colleges click “Add Options” Button.

TS LAW CET-2017 SIGNOUT 

Your preferred optional list priority wise :

Priority	Select	College	Course	Co-Edu	College Type	District
1	<input type="checkbox"/>	ADARSHA LAW COLLEGE WARANGAL	LLB-3YEARS		Pvt	WARANGAL
2	<input type="checkbox"/>	ANANTHA LAW COLLEGE SUMITHA NAGAR KUKATPALLY HYDERABAD	LLB-3YEARS		Pvt	Hyderabad
3	<input type="checkbox"/>	ANDHRA MAHILA SABHA COLLEGE HYDERABAD	LLB-3YEARS		Pvt	HYDERBAD
4	<input type="checkbox"/>	JUSTICE KUMARAYYA LAW COLLEGE KARIMNAGAR	LLB-3YEARS		Pvt	KRMNAGAR
5	<input type="checkbox"/>	KESHAV MEMORIAL COLLEGE OF LAW NARAYANAGUDA HYDERABAD	LLB-3YEARS		Pvt	Hyderabad
6	<input type="checkbox"/>	UNIVERSITY COLLEGE OF LAW K.U.CAMPUS WARANGAL	LLB-3YEARS		Govt	WARANGAL
7	<input type="checkbox"/>	BHASKARA LAW COLLEGE MOINABAD.	LLB-3YEARS		Pvt	MOINABAD
8	<input type="checkbox"/>	D-AMBERKAR COLLEGE OF LAW HYDERABAD	LLB-3YEARS		Pvt	HYDERBAD

Change Priority Order

Step 8: Click “**SAVE & CONTINUE**” to proceed for the submission of priority list.

Click “**CONFIRM**” to save the current options. The options can be modified later if required.

CONFIRM ×

Do you want to save?

Change Priority Order

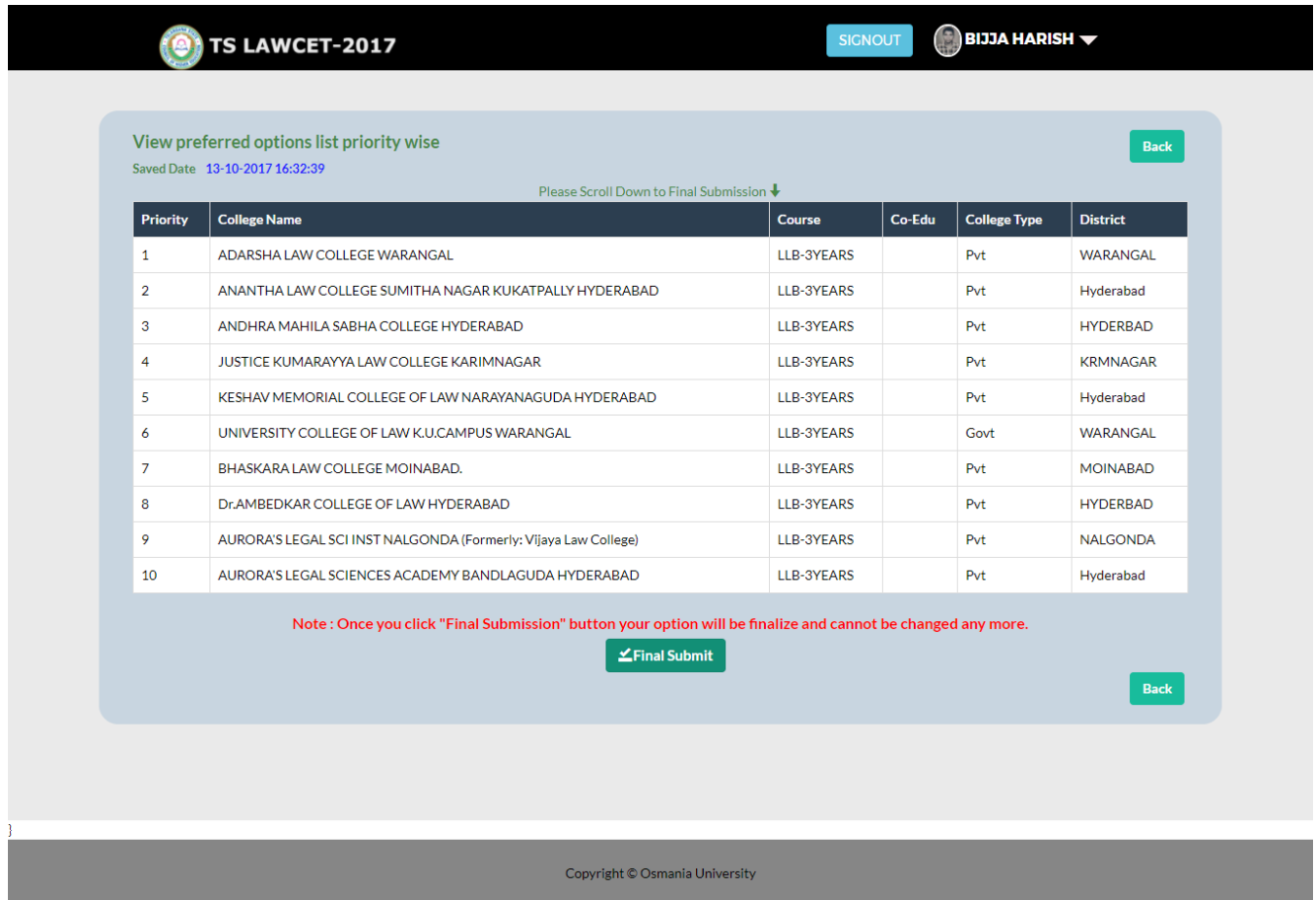
Step 9: “FINAL SUBMISSION”

Candidates can view the Final List of Colleges before Final Submission.

Candidates can click “**Back**” Button to Edit / Remove / Add Colleges in the Final Priority List.

Click “Final Submit” to submit the final options list. A copy of the options list is mailed to the candidates registered mail ID.

Once “Final Submit” is clicked the candidate can't make any kind of changes or edit the list of options.



TS LAW CET-2017

SIGNOUT

BIJJA HARISH

View preferred options list priority wise

Back

Saved Date 13-10-2017 16:32:39

Please Scroll Down to Final Submission ↓

Priority	College Name	Course	Co-Edu	College Type	District
1	ADARSHA LAW COLLEGE WARANGAL	LLB-3YEARS		Pvt	WARANGAL
2	ANANTHA LAW COLLEGE SUMITHA NAGAR KUKATPALLY HYDERABAD	LLB-3YEARS		Pvt	Hyderabad
3	ANDHRA MAHILA SABHA COLLEGE HYDERABAD	LLB-3YEARS		Pvt	HYDERBAD
4	JUSTICE KUMARAYYA LAW COLLEGE KARIMNAGAR	LLB-3YEARS		Pvt	KRMNAGAR
5	KESHAV MEMORIAL COLLEGE OF LAW NARAYANAGUDA HYDERABAD	LLB-3YEARS		Pvt	Hyderabad
6	UNIVERSITY COLLEGE OF LAW K.U.CAMPUS WARANGAL	LLB-3YEARS		Govt	WARANGAL
7	BHASKARA LAW COLLEGE MOINABAD.	LLB-3YEARS		Pvt	MOINABAD
8	Dr.AMBEDKAR COLLEGE OF LAW HYDERABAD	LLB-3YEARS		Pvt	HYDERBAD
9	AURORA'S LEGAL SCI INST NALGONDA (Formerly: Vijaya Law College)	LLB-3YEARS		Pvt	NALGONDA
10	AURORA'S LEGAL SCIENCES ACADEMY BANDLAGUDA HYDERABAD	LLB-3YEARS		Pvt	Hyderabad

Note : Once you click "Final Submission" button your option will be finalize and cannot be changed any more.

Final Submit

Back

Copyright © Osmania University

Step 10: Print the List of Options

Click the Print Button to take a print of the submitted priority list

(Or)

Candidate can down load the priority list from the email box using “registered mail id”.