

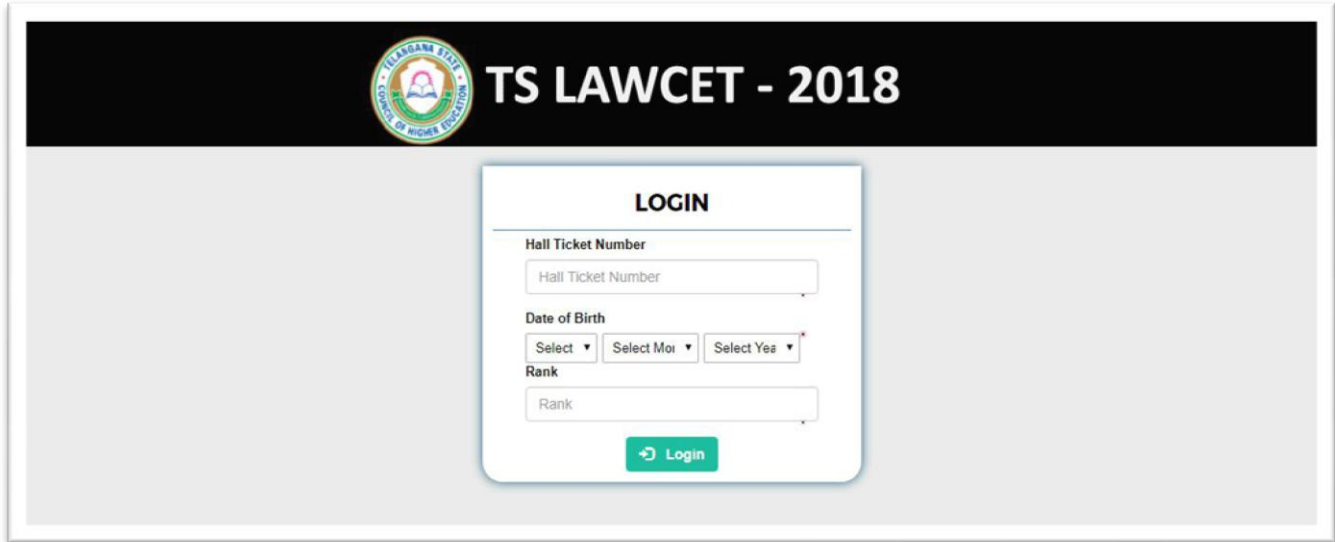
TS LAW CET-2018 ADMISSIONS

PROCEDURE TO EXERCISE WEB OPTIONS

NOTE : This Web application run only in desktops and laptops and work only in Google chrome or mozilla firefox browsers

STEP1: Open the website <http://lawcetadm.tsche.ac.in/>. The following Homepage is displayed:

Step 2: Click on the web options link. The following login screen will be displayed

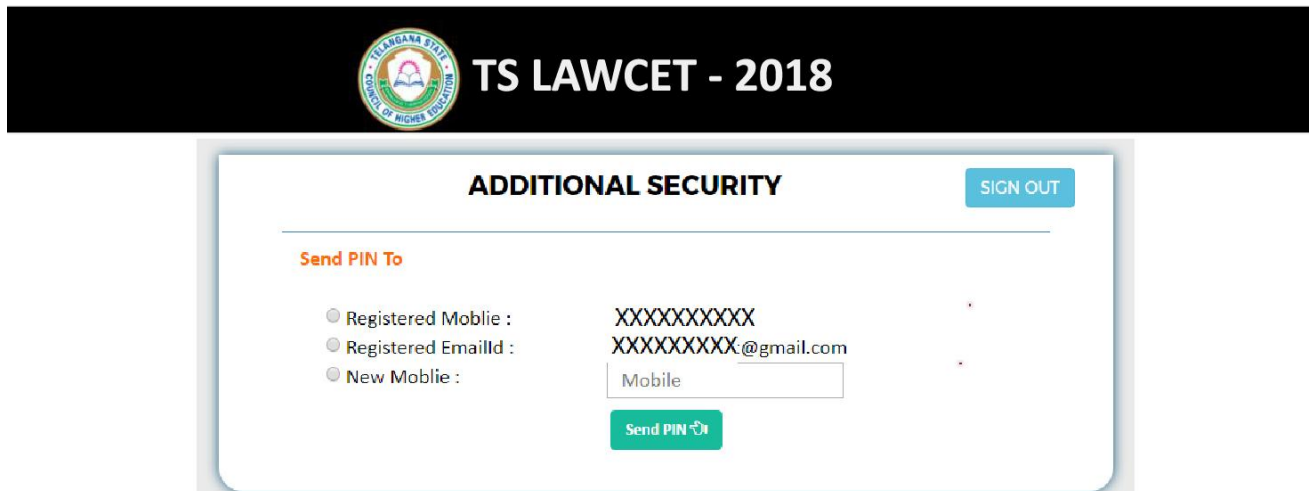


Step 3: Enter your TSLAWCET-2018 Hall Ticket Number, Date of Birth and Rank and click “**LOGIN**” button to proceed.

Step 4: Security PIN Options Page

Select any one of the options either “registered mobile” (or) “registered emailid” to receive “5 digit PIN number”. Click on “send PIN” button to receive the PIN.

Do not share this PIN number with others.



Note: To update your “registered mobile” click on “new mobile”. You will receive a PIN number to the updated “new mobile number”. (All alerts / notifications / messages will be sent to the updated mobile number.) Each time you login use the same “PIN number”.


Step 4:

Enter “5” digit PIN number sent to your “registered mobile / email id” in text box as shown below:

Click “[verify](#)” to proceed to exercise “web options”

Click “[resend](#)” incase forgot / didn’t receive pin number

To sign out here click “[sign out](#)”.

 **TS LAW CET - 2018**

ENTER PIN [SIGN OUT](#)

Please enter 5 digit PIN Number which is sent to your Registered Mobile No/Email ID

[Verify](#)

Forgot PIN? or Do not have PIN number? click on Resend PIN [Re-Send](#)

Step 5: After successfully login, verify the information submitted at the time of registration for “TSLAWCET-2018” .

Click “submit” to proceed and continue to “web options” (before “submit” click on the “I Agree” check box)



TS LAW CET - 2018

MY PROFILE


[Sign Out](#)

Name	[REDACTED]		
Father Name	[REDACTED]		
Date of Birth	05/05/1996		
Gender	Male		
Minority	Muslim	Locality	OU/KU
Category	BC-E	Special category	

I declare that the information providing in the application are correct and complete. I have not suppressed any information. Further I fully understood the eligibility criteria for the course which I am applying for. I shall be responsible for payment of fees and good behavior/conduct during the period of my study at the college.

[Continue](#)

Step 6: WEB OPTIONS PAGE

Click **"Add Options"**  to enable the optional list for selection of colleges Course wise / College type / Fee type in the web options page as shown below:



TS LAW CET - 2018

Your preferred optional list priority wise :

Priority	Select	CollCode	College	Course	Co-Edu	College Type	Fee Type	District
No options available in your priority list, please click add options button								

Copyright © Osmania University

Up Down Remove Selected Save & Continue Add Options

Change Priority Order

A window will appear displaying College details / Information for selection.

Scroll Up/Down to view college list.

Click on the check box to “**SELECT**” / “**UNSELECT**” the college.

*applicant can select “multiple colleges” from the list displayed in the window.

Click “view checked” to view all the selected list of options.

Click “uncheck” to clear list / clear all selected options.

Use “search” field to access a particular college /Course/ College Type/ Fee Type/ District.

Click “Add” to continue and proceed to view selected options.

PLEASE SELECT WEB OPTIONS

Select	College	Course	Co-Edu	College Type	District
<input type="checkbox"/>	ADARSHA LAW COLLEGE WARANGAL	LLB-3YEARS		Pvt	WARANGAL
<input type="checkbox"/>	ANANTHA LAW COLLEGE SUMITHA NAGAR KUKATPALLY HYDERABAD	LLB-3YEARS		Pvt	Hyderabad
<input type="checkbox"/>	AURORA'S LEGAL SCIENCES ACADEMY BANDLAGUDA HYDERABAD	LLB-3YEARS		Pvt	Hyderabad
<input type="checkbox"/>	AURORA'S LEGAL SCI INST NALGONDA (Formerly: Vijaya Law College)	LLB-3YEARS		Pvt	NALGONDA
<input type="checkbox"/>	Dr.AMBEDKAR COLLEGE OF LAW HYDERABAD	LLB-3YEARS		Pvt	HYDERBAD
<input type="checkbox"/>	ANDHRA MAHILA SABHA COLLEGE HYDERABAD	LLB-3YEARS		Pvt	HYDERBAD

[+ Add to Priority](#) [Close](#)

[↑ Up](#) [↓ Down](#) [✖ Remove Selected](#) [Save & Continue](#) [+ Add Options](#)

Change Priority Order


Step 7: Priority Change

The priority of the college displayed can be changed by selecting the college and click the UP

button [↑ Up](#) to move up and down button [↓ Down](#) to move down.

To remove the college option click remove button [✖ Remove](#)

To Add more colleges click “[Add Options](#)” Button.

TS LAW CET - 2018 SIGNOUT 

Your preferred optional list priority wise :

Priority	Select	College	Course	Co-Edu	College Type	District
1	<input type="checkbox"/>	ADARSHA LAW COLLEGE WARANGAL	LLB-3YEARS		Pvt	WARANGAL
2	<input type="checkbox"/>	ANANTHA LAW COLLEGE SUMITHA NAGAR KUKATPALLY HYDERABAD	LLB-3YEARS		Pvt	Hyderabad
3	<input type="checkbox"/>	ANDHRA MAHILA SABHA COLLEGE HYDERABAD	LLB-3YEARS		Pvt	HYDERBAD
4	<input type="checkbox"/>	JUSTICE KUMARAYYA LAW COLLEGE KARIMNAGAR	LLB-3YEARS		Pvt	KRMNAGAR
5	<input type="checkbox"/>	KESHAV MEMORIAL COLLEGE OF LAW NARAYANAGUDA HYDERABAD	LLB-3YEARS		Pvt	Hyderabad
6	<input type="checkbox"/>	UNIVERSITY COLLEGE OF LAW K.U.CAMPUS WARANGAL	LLB-3YEARS		Govt	WARANGAL
7	<input type="checkbox"/>	BHASKARA LAW COLLEGE MOINABAD.	LLB-3YEARS		Pvt	MOINABAD
8	<input type="checkbox"/>	D-AMBERKAR COLLEGE OF LAW HYDERABAD	LLB-3YEARS		Pvt	HYDERBAD

Change Priority Order

Step 8: Click “**SAVE & CONTINUE**” to proceed for the submission of priority list.

Click “**CONFIRM**” to save the current options. The options can be modified later if required.

CONFIRM ✕

Do you want to save?

Change Priority Order

Step 9: “FINAL SUBMISSION”

Candidates can view the Final List of Colleges before Final Submission.

Candidates can click “**Back**” Button to Edit / Remove / Add Colleges in the Final Priority List.

Click “Final Submit” to submit the final options list. A copy of the options list is mailed to the candidates registered mail ID.

Once “Final Submit” is clicked the candidate can't make any kind of changes or edit the list of options.

View preferred options list priority wise

Print

Priority	College Name	Course	Co. Edu.	College Type	Status
1	ANAPARTI LAW COLLEGE (MADRASA) WARRANGAL	LL.B (3 YEARS)	INT	WARRANGAL	
2	ANAPARTI LAW COLLEGE (MADRASA) WARRANGAL (MADRASA)	LL.B (3 YEARS)	INT	WARRANGAL	
3	ANAPARTI LAW COLLEGE (MADRASA) WARRANGAL	LL.B (3 YEARS)	INT	WARRANGAL	
4	UNIVERSITY COLLEGE OF LAW (MADRASA) WARRANGAL	LL.B (3 YEARS)	INT	WARRANGAL	
5	UNIVERSITY COLLEGE OF LAW (MADRASA) WARRANGAL	LL.B (3 YEARS)	INT	WARRANGAL	
6	UNIVERSITY COLLEGE OF LAW (MADRASA) WARRANGAL	LL.B (3 YEARS)	INT	WARRANGAL	
7	UNIVERSITY COLLEGE OF LAW (MADRASA) WARRANGAL	LL.B (3 YEARS)	INT	WARRANGAL	
8	UNIVERSITY COLLEGE OF LAW (MADRASA) WARRANGAL	LL.B (3 YEARS)	INT	WARRANGAL	
9	UNIVERSITY COLLEGE OF LAW (MADRASA) WARRANGAL	LL.B (3 YEARS)	INT	WARRANGAL	
10	UNIVERSITY COLLEGE OF LAW (MADRASA) WARRANGAL	LL.B (3 YEARS)	INT	WARRANGAL	

Note: Once you click on the 'Submit' button, your options will be final and cannot be changed any more.

Final Submit

Print

TSLSU - TS Law University

Step 10: Print the List of Options

Click the Print Button to take a print of the submitted priority list

(Or)

Candidate can down load the priority list from the email box using “registered mail id”.